



METCHRO

IMAGINING, WORKING, SHINING

CATALOG - JUNE 2022



IMAGINING WORKING SHINING

METCHRO POLICIES OVERVIEW

METCHRO POLICIES OVERVIEW5
METCHRO LEGEND & LIGHTS7

BUMPER

BUMPER INSERT9

HOOD & GRILL

HOOD DEFLECTOR11
SIDE HOOD DEFLECTOR11

TRIM

AIR INTAKE13
CAB TRIM13

SUN VISOR & WINDOW DEFLECTOR

SUN VISOR15
WINDOW DEFLECTOR CT 600L SBA15

REVOLVING LIGHT BRACKET

REVOLVING LIGHT BRACKET17

CAB PANELS

CAB PANELS19
2 SIDE EXHAUST
DAY CAB PANELS19
REAR SINGLE-EXHAUST WITH INTEGRATED ANTI-POLLUTION

METCHRO POLICIES OVERVIEW

PLEASE REVIEW CAREFULLY

OUR ACCESSORIES ARE MADE OF PREMIUM QUALITY STAINLESS STEEL (304 GRADE MIRROR FINISH) OR STANDARD QUALITY STAINLESS STEEL (430 GRADE).

OUR FENDERS ARE MADE OF 430 GRADE STAINLESS STEEL USING STAMPING OR ROLL FORMING PROCESS FOR THE BEST PERFORMANCE IN THE INDUSTRY.

OTHER MATERIALS MAY BE USED (STAINLESS STEEL, CHECKER PLATES, ALUMINIUM AND GALVANIZED STEEL). ASK METCHRO CUSTOMER SERVICES FOR MORE OPTIONS.



WARRANTY

- All returns and warranty claims must be done with Metchro consent and must have an authorization number.
- Defective parts must be accompanied with a filled-out claim form, the sales invoice and 4 pictures:
 - Picture of the entire truck
 - Picture to see the installation hardware
 - Picture of the problem
 - Picture proving that the rubber padding was properly installed (Fenders only)

METCHRO ACCESSORIES WARRANTY

- All stainless-steel products carry a limited one-year warranty from invoice date against defects in material or workmanship.
- All LED lighting products carry a three-year-warranty (3) from invoice date against defects in material or workmanship.
- Warranty does not cover any labor cost or damages due to accidents, abuse, mishandling of parts, improper storage, improper installation, or misuse.
- Parts with multiple components, only the defective component will be replaced.
- This warranty is applicable only to the original purchaser.
- METCHRO is not and will not be held responsible for any damage or violations that may occur to the vehicle on which a Metchro part is installed. This includes, but not limited to, paint damage, body damage and law infractions. It is solely the responsibility of the client to ensure that the part conforms to the vehicle's specifications and other laws to which the vehicle must abide.

FENDER AND MOUNTING KIT WARRANTY

- One (1) year warranty on parts apply.
- METCHRO will replace defective parts and will incur responsibility for shipping the replacements parts.
- Warranty will only be granted if the fender is properly installed using the Metchro Mounting kit.
- Warranty does not cover damages due to accidents, abuse, mishandling of the parts, improper storage, improper installation, or misuse.
- Metchro is not and will not be held responsible for any damage or violations that may occur to the vehicle on which a Metchro part is installed. This includes, but not limited to, paint damage and law infractions. It is solely the responsibility of the client to ensure that the part conforms to the vehicle's specifications and other laws to which the vehicle must abide.
- This warranty is applicable only to the original purchaser.

ACCOUNTS AND PAYMENTS

- Minimum order is \$250.
- Approved accounts will be assigned payment terms of NET 30 days by check, ACH (Automated Clearing House) or wire transfer.
- A service charge of 1.5% per month will be imposed on invoices not paid within 30 days.
- Orders without approved account must be paid in advance by VISA, MasterCard or AMEX.
- A \$75 NSF (Non-Sufficient Fund) fee will be charged on each incidence a check is returned to METCHRO.
- New Customers must complete the New Customer Info/Credit Form and follow the METCHRO Qualification Instructions to open an account.

ORDERING GUIDELINES

- METCHRO is a Truck Parts Manufacturer. All parts need to be produced and packed before being in transit to our customer facility. Depending on our inventory and/or METCHRO fabrication schedule the fabrication process may take up 3 to 5 weeks. Any anticipated delay will be noted on the Confirmation Order.
- Orders may be placed by e-mail at client@metchro.com or phone Customer Services at 1-888-932-3333 extension 230.
- Additions, Deletion or Cancellation of items or orders must be submitted via email with 24 hours of the order date.
- Lead time to process orders is 1-2 business days from the receipt of the purchase order. Large orders or orders with custom parts may require up to 5 business days.
- METCHRO will acknowledge receipt of orders by email and/or a phone call within 2 business days of receipt. If confirmation is not received, please contact METCHRO to ensure your order is confirmed.
- All claims for shortage must be made within 10 days of receiving the products.

- All applicable taxes and charges are in addition to price list.

- METCHRO will work to resolve delays with the freight company, however, delays do arise from time to time due to weather and unforeseen circumstances beyond METCHRO's control.

CANCELING ORDERS & RETURNING POLICIES

- Cancellation must be submitted via email within 24 hours of the order date.
- If order has already been shipped, it is the customer's responsibility to return the order at the customer's own expense.
- All products returned for credit will be subject to a 15% restocking charge.
- All products must be returned by prepaid freight.
- All products must be returned in its original package and in a resale condition.

CLAIMS (GENERAL TERMS)

- All claims (Shortage, Mis-shipment, Damage, Overage, Customer Error and Billing Error) must be submitted to METCHRO within 5 business days of the receipt of shipment. Claims submitted beyond 5 business days of the receipt of shipment will be voided by METCHRO.
- For all shipments received, the person who signs and receives the shipment at the Customer location is responsible for noting on the Bill of Lading, whether any boxes arrived damaged or shorted. Failure to do so will void all claim rights between all parties.

- METCHRO will have no recourse against the Freight Company if customer does not note any damages or shortages on the Bill of Lading.
- The customer's receiving department must count and sign for the exact number of boxes received. Failure to follow the above instructions will void all claim rights between all parties.

DISCLAIMER

- METCHRO reserves the right to amend or update our Policies & Procedures without notice.
- METCHRO is not responsible for typographical, product information or print errors. Specifications in this catalog may be changed without notice. Products may look different from those in the photos in this catalog due to printing quality.

IMAGINING
WORKING
SHINING

FENDER AND MOUNTING KITS

- Mounting hardware
- Quarter fenders
- Tandem (half) fenders
- Full fenders
- Round fenders

FRAME AND FAIRING ACCESSORIES

- Air line box
- Center back panel
- Mud flap hanger
- Rear frame cover
- Step cover
- 5th wheel ramp

SLEEPER ACCESSORIES

- Cab panel
- Baggage door trim
- Handle trim
- Sleeper panel
- Sleeper extension panel
- Window trim
- 5th wheel ramp

CAB ACCESSORIES

- Dual light panel
- Air cleaner bar
- Cowl panel
- Mirror light bar
- Sun visor & visor trim
- Window Deflector

HOOD AND GRILL ACCESSORIES

- Air intake light, fairing & trim
- Bug deflector & shield
- Fender trim & guard
- Front grill
- Hood panel
- Logo panel
- Side deflector

BUMPER ACCESSORIES

- Bumper light bar
- Licence plate holder
- Foot panel
- Bumper insert

DO IT YOURSELF KIT



Metchro's 7000 Series System

EACH DIGIT GIVES IMPORTANT INFORMATION ABOUT THE PARTS (ACCESSORIES ONLY)

S7151003XXX

1 2 3 4 5 6 7

- 1 The "S" prefix means that the product is made with a highly polished stainless steel (304-X10) mirror finish.
With the "V" prefix brushed finish
With the "C" prefix, stainless steel (430BA)

- 2 This digit refers to the accessories of the 7000 series

- 3 This digit represents a custom truck accessory
This digit represents the make of the truck:

0 = Caterpillar	6 = Mack	U = Isuzu
1 = Peterbilt	7 = Volvo	
2 = Kenworth	8 = Sterling	
3 = Freightliner	9 = Universal	
4 = International	H = Hino	
5 = Western Star	F = Ford	

- 4 This represents the location on the truck where the part is mounted:

1 = Bumper accessories	7 = Frame accessories
2 = Hood & grill accessories	8 = Trailer accessories
3 = Cab (outside) accessories	9 = Wheel accessories
4 = Cab (inside) accessories	K = Multiple location kit
5 = Sleeper accessories	
6 = Side fairing accessories	

- 5 This digit represents how the part is sold:
1 = As a single unit (UN)
2 = As a pair (PR)
3 = As a kit (KIT)

- 6 These 3 digits identify the part itself

- 7 Suffix represents the type of lighting that will be used on the product

LED	=	LED no bezel
LEDB	=	LED with bezel
LEDCA	=	Clear lens with amber LED
LEDCAB	=	Clear lens with amber LED and bezel
LEDCR	=	Clear lens with red LED
LEDCRB	=	Clear lens with red LED and bezel

3/4" BULLSEYE LIGHTS LEGEND

LED LEDC



WITHOUT LIGHT
PARTS # only



AMBER LIGHT
PARTS # + LED



CLEAR AMBER LIGHT
PARTS # + LEDC

2" ROUND LIGHTS LEGEND

LED LEDB LEDCB



WITHOUT LIGHT
PARTS # only



AMBER LIGHT
PARTS # + LED



AMBER LIGHT+BEZEL
PARTS # + LEDB



CLEAR AMBER LIGHT
PARTS # + LEDCB

OVAL / FLATLINE LIGHTS LEGEND

LED LEDC LEDF LEDFC



WITHOUT LIGHT
PARTS # only



AMBER LIGHT
PARTS # + LED



CLEAR AMBER LIGHT
PARTS # + LEDC



AMBER LIGHT
PARTS # + LEDF



CLEAR AMBER LIGHT
PARTS # + LEDFC

BUMPER
& Bumper Accessories

BUMPER INSERT



1

2

MODEL CT 660L				
	SECTION	PARTS #	DESCRIPTION	YEARS
1	Bumper Insert With CAT Logo	S7011001	Mirror finish	2011 to 2016
2	Bumper Insert With CAT Logo	V7011001	Brush finish	2011 to 2016





HOOD DEFLECTOR

MODEL CT 660L SBA					
	SECTION	PARTS #	DESCRIPTION	QTY	YEARS
1	Hood Deflector	S7021001	Mirror finish	Unit	2011 to 2016
2	Hood Deflector	V7021001	Brush finish	Unit	2011 to 2016

SIDE HOOD DEFLECTOR

MODEL CT 660L					
	SECTION	PARTS #	DESCRIPTION	QTY	YEARS
3	Side Hood Deflector	S7022003	Mirror finish	PR	2011 to 2016
4	Side Hood Deflector	V7022003	Brush finish	PR	2011 to 2016


TRIM
Accessories



1 2



3 4



5 6



7 8




9 10



11 12



13 14



15 16



17 18



19 20


AIR INTAKE

MODEL CT 660L / CT600L SBA							
	SECTION	PARTS #	DESCRIPTION	CT 600L	CT 600L SBA	QTY	YEARS
1	Air Intake	S7022002	Mirror finish	●		PR	2011 to 2016
2	Air Intake	V7022002	Brush finish	●		PR	2011 to 2016
3	Air Intake	S7022001	Mirror finish		●	PR	2011 to 2016
4	Air Intake	V7022001	Brush finish		●	PR	2011 to 2016
5	Air Intake Trim SBA	S7031501	Mirror finish Right side only		●	Unit	2011 to 2016
6	Air Intake Trim SBA	V7031501	Brush finish Right side only		●	Unit	2011 to 2016
7	Air Intake Panel Trim	S7031502	Mirror finish Right side only	●		Unit	2011 to 2016
8	Air Intake Panel Trim	V7031502	Brush finish Right side only	●		Unit	2011 to 2016





CAB TRIM

MODEL CT 660L					
	SECTION	PARTS #	DESCRIPTION	QTY	YEARS
9	Door Window Trim	S7032002	Mirror finish	PR	2011 to 2016
10	Door Window Trim	V7032002	Brush finish	PR	2011 to 2016
11	Door Handle Trim Wide	S7032005	Mirror finish	PR	2011 to 2016
12	Door Handle Trim Wide	V7032005	Brush finish	PR	2011 to 2016
13	Door Handle Trim Narrow	S7032006	Mirror finish	PR	2011 to 2016
14	Door Handle Trim Narrow	V7032006	Brush finish	PR	2011 to 2016
15	Lower Cab Trim	S7032007	Mirror finish	PR	2011 to 2016
16	Lower Cab Trim	V7032007	Brush finish	PR	2011 to 2016
17	Grab Handle Trim	S7032008	Mirror finish	PR	2011 to 2016
18	Grab Handle Trim	V7032008	Brush finish	PR	2011 to 2016
19	Door Steep Cover	S7032009	Mirror finish	PR	2011 to 2016
20	Door Steep Cover	V7032009	Brush finish	PR	2011 to 2016

SUN VISOR &
WINDOW DEFLECTOR



SUN VISOR

OVAL / FLATLINE LIGHTS LEGEND					
		LED	LEDC	LEDF	LEDFO
MODEL CT 660L SBA					
	SECTION	PARTS #	DESCRIPTION	QTY	YEARS
1	Sun Visor 12" - CT 660L STILV "V" SBA	S7031007-LED	Mirror finish - 5 oval lights	Unit	2011 to 2016
2	Sun Visor 12" - CT 660L STILV "V" SBA	V7031007-LED	Brush finish - 5 oval lights	Unit	2011 to 2016
3	Sun Visor 12" - CT 660L SBA Day Cab	S7031001-LED	Mirror finish - 5 oval lights	Unit	2011 to 2016
4	Sun Visor 12" - CT 660L SBA Day Cab	V7031001-LED	Brush finish - 5 oval lights	Unit	2011 to 2016
5	Sun Visor 8" - CT 660L SBA Day Cab	S7031004-LED	Mirror finish - 5 oval lights	Unit	2011 to 2016
6	Sun Visor 8" - CT 660L SBA Day Cab	V7031004-LED	Brush finish - 5 oval lights	Unit	2011 to 2016

WINDOW DEFLECTOR CT 600L SBA

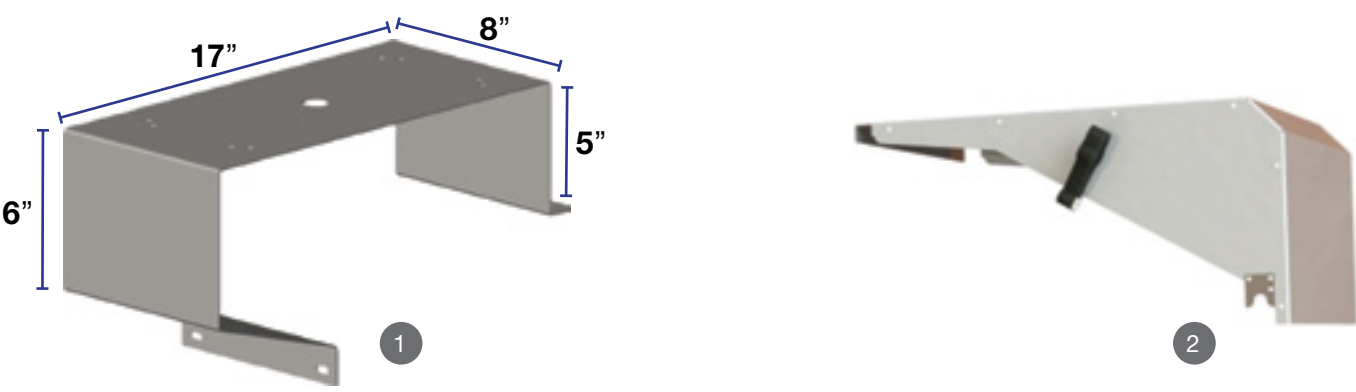
MODEL CT 660L SBA					
	SECTION	PARTS #	DESCRIPTION	QTY	YEARS
7	Window Deflector	S7032001	Mirror finish	PR	2011 to 2016
8	Window Deflector	V7032001	Brush finish	PR	2011 to 2016

REVOLVING LIGHT BRACKET

Cab & Sleeper Accessories



REVOLVING LIGHT BRACKET



MODEL CT 660L					
	SECTION	PARTS #	DESCRIPTION	QTY	YEARS
1	Strobe Light Bracket	S7032011	Mirror finish	PR	2011 to 2016
2	Battery Cover	V7071001	Brush finish	Each	2011 to 2016

CAB PANELS

Cab & Sleeper Accessories



CAB PANELS

2 Side exhaust

OVAL / FLATLINE LIGHTS LEGEND				

MODEL CT 660L SBA / BBC 122"						
	SECTION	PARTS #	DESCRIPTION	LIGHTS	QTY	YEARS
1	43" Cab Panel - BBC 122" 2 Side Exhaust	S7032004-LED	Mirror finish	Oval	PR	2011 to 2016
2	43" Cab Panel - BBC 122" 2 Side Exhaust	V7032004-LED	Brush finish	Oval	PR	2011 to 2016
3	43" Cab Panel - BBC 122" 2 Side Exhaust	S7032003	Mirror finish	Blank	PR	2011 to 2016
4	43" Cab Panel - BBC 122" 2 Side Exhaust	V7032003	Mirror finish	Blank	PR	2011 to 2016

OVAL / FLATLINE LIGHTS LEGEND				

MODEL CT 660L SBA / BBC 116"						
	SECTION	PARTS #	DESCRIPTION	LIGHTS	QTY	YEARS
5	37" Cab Panel - BBC 116" 2 Side Exhaust	S7032013-LED	Mirror finish	Oval	PR	2011 to 2016
6	37" Cab Panel - BBC 116" 2 Side Exhaust	V7032013-LED	Brush finish	Oval	PR	2011 to 2016
7	37" Cab Panel - BBC 116" 2 Side Exhaust	S7032012	Mirror finish	Blank	PR	2011 to 2016
8	37" Cab Panel - BBC 116" 2 Side Exhaust	V7032012	Mirror finish	Blank	PR	2011 to 2016

DAY CAB PANELS

Rear single-exhaust with integrated anti-pollution

OVAL / FLATLINE LIGHTS LEGEND				

MODEL CT 660L SBA / BBC 122"						
	SECTION	PARTS #	DESCRIPTION	LIGHTS	QTY	YEARS
9	46.5" Cab Panel - BBC 122"	S7032010	Mirror finish - Blank Rear single-exhaust with integrated anti-pollution	Blank	PR	2011 to 2016
10	46.5" Cab Panel - BBC 122"	V7032010	Brush finish - Blank Rear single-exhaust with integrated anti-pollution	Blank	PR	2011 to 2016



METCHRO

EASY TO ORDER OR CONTACT US
FOR MORE DETAILS

METCHRO.COM
TOLL-FREE: 888 932-3333

